

**Simpolo Vitrified Private Limited**

Old Ghuntu Road, MORBI - 363 642. Gujarat, INDIA  
Tele.: +91 2822 241622, E-mail: [customercare@simpolo.net](mailto:customercare@simpolo.net)

**MUMBAI**

Simpolo Gallery, Unit No.: 203, 2<sup>nd</sup> Floor, Morya Land Mark 2, Link Road, Andheri (W), Mumbai - 400 053.  
Tele.: +91 22 40167131, E-mail: [mumbai@simpolo.net](mailto:mumbai@simpolo.net)

**AHMEDABAD**

First Floor, 103, Sumel - 2, Near Gurudwara, S. G. Highway, Bodakdev, Ahmedabad - 380 054.  
Tele.: +91 79 400 37222, +91 79 400 52220, E-mail: [ahmedabad@simpolo.net](mailto:ahmedabad@simpolo.net)

**DELHI**

H-139, First Floor, Sector-63, Noida - 201 301, Uttar Pradesh.  
Mob.: +91 93103 90046, E-mail: [delhi@simpolo.net](mailto:delhi@simpolo.net)

**COCHIN**

33/2380 A-A1 NH Bypass, Vysali Bus Stop, Chakkaraparambu, Cochin - 682 032.  
Mob.: +91 93493 39938, Fax: +91 4844 037118, E-mail: [cochin@simpolo.net](mailto:cochin@simpolo.net)


**KOLKATA**

Ground Floor, DB - 52, Salt Lake City, Sector 1, Kolkata - 700 064. (W.B.)  
Mob.: +91 90733 53728, E-mail: [kolkata@simpolo.net](mailto:kolkata@simpolo.net)

**RICCO**<sup>™</sup>  
COLLECTION

120x240cm | 120x180cm





Designed exclusively for  
'SPACERA' and 'LUMIERA' dealers' segments.

## **RICCO™** COLLECTION

### **WARMTH OF RICHNESS**



It is well established amongst the Architects and Designers that every now and then, we, 'Simpolo', brings new innovative ceramic products to the table. Here we are again, going a step closer to the richness, with the first of its kind, 'RICCO Collection' that is made with 'POSH Surface'.

'RICCO' consists of 18 extraordinary designs separated into three sub-collections according to their visual appeal.

**18** DESIGNS

**3** SERIES

**2** SIZES



# AN IDEAL SOLUTION FOR HEAVY TRAFFIC INDOOR SPACES



  
OFFICE AND LOUNGE

  
SPA AND SALON

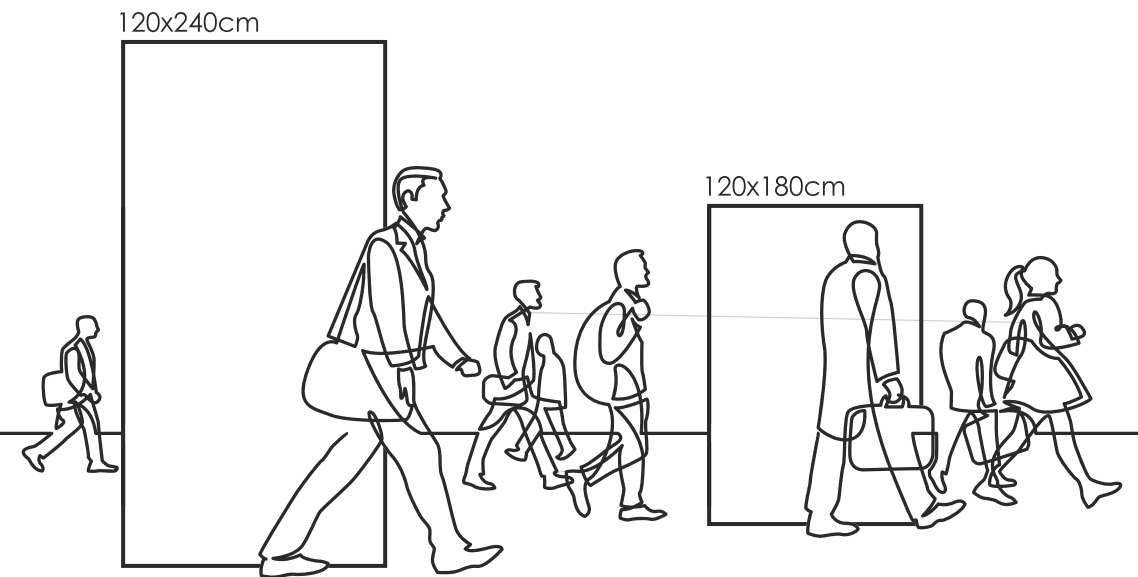


  
HOTEL AND RESTAURANT

We understand that for heavy traffic indoor spaces you need tiles that are highly durable and so we bring you the perfect solution with the Ricco collection. This collection is the ideal solution for heavy traffic areas.

## RICCO™ COLLECTION

The Ricco Collection comes in two amazing sizes of 120x240cm and 120x180cm. These are designed keeping in mind the requirements of large spaces and heavy traffic in indoor areas. With these sizes of tiles, the installation process becomes easier and faster and it also gives your area a wide and uncluttered look as the grouting lines decrease.



  
CORPORATE OFFICE

  
RESIDENTIAL AREA

  
SCHOOL AND COLLEGE

  
BANK

  
HOSPITAL

  
CAFÉ

  
TOILET



Antibacterial surface



Lowest maintenance efforts

LIQUID REPELLENT

STAIN RESISTANT

SCRATCH RESISTANT

FIRE RESISTANT

RESISTANT TO UV RAYS

IMPACT RESISTANT

FROST RESISTANT


iM+<sup>®</sup> TECHNOLOGY

TOWARDS A BETTER YOU

While our control over the happenings in the world outside is quite limited, we must surely take onus of safety within our own happy place. Today, one's safety, health and wellness are amongst the greatest concerns globally, and this has given us an opportunity to innovate, and to come up with unique solutions that either eliminate or lessen the challenges we face each day.

Utilizing our latest production systems, we introduce you to a technology that removes uncertainties or doubts involving safety within your home - 'iM+ Technology'. The technology helps the product surface repel any liquid and does not allow unwanted or harmful living organisms to stay or grow. This water repellent and anti-bacterial surface created with 'iM+' requires the lowest maintenance efforts, keeping you from second-guessing your safety indoors.





**POSH**<sup>™</sup>  
SURFACE

**CONFIDENTLY  
SMOOTH,  
COMFORTABLY  
ELEGANT.**

---

As smooth as the breezing wind, 'POSH Surface' is yet another achievement for us. The exceptional surface is achieved with the exclusive and patented technology. It takes the surface quality to where no other technology can reach. Laying your hands on it will make you realize the elegance of the finish and you will understand how the 'Posh' feels like.

With this innovation, we have overcome the myth that smooth surfaces get scratches and stains. Despite having the unmatched smoothness, 'POSH Surface' is resistant to scratches.

R I C C O  
EARTH

BLISS OF  
NATURE

SANDSTAR

BEOLA

CHEPPO  
PURE

CHEPPO  
BEACH

NEATSTONE

SANDSTAR  
BEACH

There are countless amount of stones that our mother Earth possesses. 'RICCO Earth' takes its inspiration from the same. The six playful and dynamic stone designs will add subtleness to your spaces.

**RICCO™**  
COLLECTION





FLOOR SANDSTAR 120x240cm

RICCO COLLECTION  
EARTH SERIES





FLOOR SANDSTAR 120x240cm

RICCO COLLECTION  
EARTH SERIES

## SANDSTAR




Technology - iM<sup>+</sup>

Type - colorbody

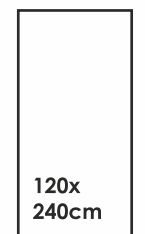
Thickness - 9mm

POSH<sup>TM</sup>  
SURFACE



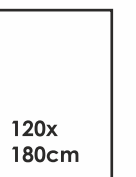
Touch for Virtual

360°



120x  
240cm

Random - 3



120x  
180cm

Random - 3





FLOOR BEOLA 120x240cm




RICCO COLLECTION  
EARTH SERIES



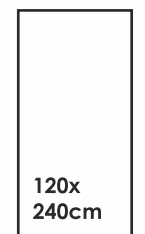
## BEOLA



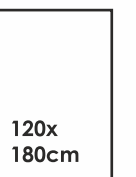
Technology - iM<sup>+</sup>  
Type - colorbody  
Thickness - 9mm



Touch for Virtual  
360°



Random - 2



Random - 2

FLOOR BEOLA 120x240cm





FLOOR CHEPPO PURE 120x240cm



RICCO COLLECTION  
EARTH SERIES






FLOOR CHEPPO PURE 120x240cm

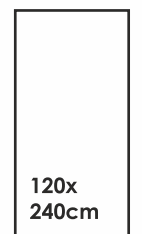
CHEPPO PURE



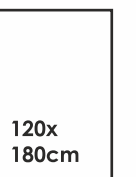
Technology - iM<sup>+</sup>  
Type - colorbody  
Thickness - 9mm



Touch for Virtual  
360°



120x  
240cm  
Random - 3



120x  
180cm  
Random - 3





FLOOR CHEPPO BEACH 120x180cm


RICCO COLLECTION  
EARTH SERIES




FLOOR CHEPPO BEACH 120x180cm



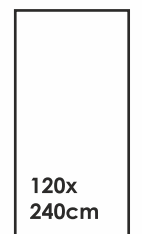
CHEPPO BEACH



Technology - iM<sup>+</sup>  
Type - colorbody  
Thickness - 9mm

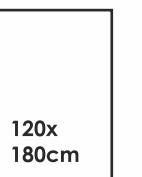


Touch for Virtual  
360°



120x  
240cm

Random - 3



120x  
180cm

Random - 3





FLOOR NEATSTONE 120x240cm

RICCO COLLECTION  
EARTH SERIES






FLOOR NEATSTONE 120x240cm

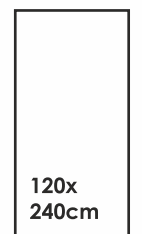
NEATSTONE



Technology - iM<sup>+</sup>  
Type - colorbody  
Thickness - 9mm

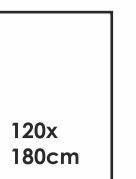


Touch for Virtual  
360°



120x  
240cm

Random - 3



120x  
180cm

Random - 3





FLOOR SANDSTAR BEACH 120x180cm




FLOOR SANDSTAR BEACH 120x180cm



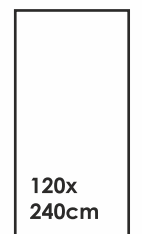
SANDSTAR BEACH



Technology - iM<sup>+</sup>  
Type - colorbody  
Thickness - 9mm

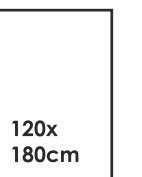


Touch for Virtual  
360°



120x  
240cm

Random - 3



120x  
180cm

Random - 3



RICCO  
MOON



SEIZE THE  
BRILLIANCE



FUSONYX  
DOVE

CINEREA  
RIVER

MICHELANGELO  
RUST

STATUARIO  
NEX

STATUARIO  
PRESTO

STATUARIO  
RHYME

---

The four classic white designs and two complimenting greys are best if you are looking to go the classic and sophisticated way with your spaces.

RICCO™  
COLLECTION





FLOOR FUSONYX DOVE 120x180cm

RICCO COLLECTION  
MOON SERIES





FUSONYX DOVE




FLOOR FUSONYX DOVE 120x180cm

RICCO COLLECTION  
MOON SERIES

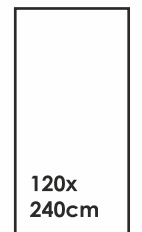
Technology - iM<sup>+</sup>

Type - colorbody

Thickness - 9mm

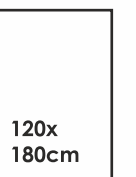


Touch for Virtual



120x  
240cm

Random - 3



120x  
180cm

Random - 3





FLOOR CINEREA RIVER 120x240cm



RICCO COLLECTION  
MOON SERIES




## CINEREA RIVER



Technology - iM<sup>+</sup>

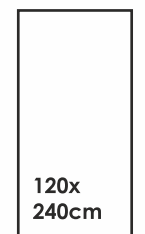
Type - colorbody

Thickness - 9mm



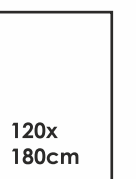
Touch for Virtual

360°



120x  
240cm

Random - 4



120x  
180cm

Random - 4

FLOOR CINEREA RIVER 120x240cm





FLOOR MICHELANGELO RUST 120x240cm


RICCO COLLECTION  
MOON SERIES






FLOOR MICHELANGELO RUST 120x240cm

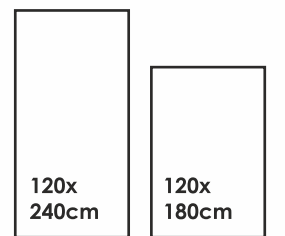
MICHELANGELO RUST



Technology - iM<sup>+</sup>  
Type - colorbody  
Thickness - 9mm



Touch for Virtual  
360°



Random - 4 Random - 4





FLOOR STATUARIO NEX 120x240cm

RICCO COLLECTION  
MOON SERIES




FLOOR STATUARIO NEX 120x240cm



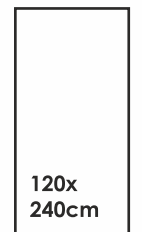
STATUARIO NEX



Technology - iM<sup>+</sup>  
Type - colorbody  
Thickness - 9mm

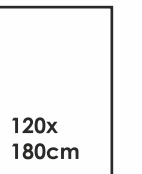


Touch for Virtual  
360°



120x  
240cm

Random - 4



120x  
180cm

Random - 4





FLOOR STATUARIO PRESTO 120x240cm


RICCO COLLECTION  
MOON SERIES






FLOOR STATUARIO PRESTO 120x240cm

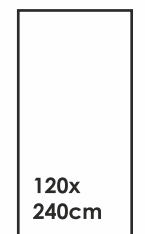
STATUARIO PRESTO



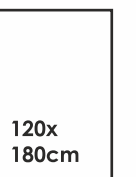
Technology - iM<sup>+</sup>  
Type - colorbody  
Thickness - 9mm



Touch for Virtual  
360°



Random - 3



Random - 3





FLOOR STATUARIO RHYME 120x180cm




FLOOR STATUARIO RHYME 120x180cm



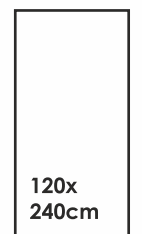
STATUARIO RHYME



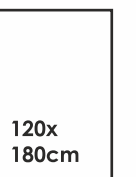
Technology - iM<sup>+</sup>  
Type - colorbody  
Thickness - 9mm



Touch for Virtual  
360°



120x  
240cm  
Random - 4



120x  
180cm  
Random - 4



R I C C O  
SUN



FUSONYX  
BEACH

ARMANI  
SUN

BOTTOCHINO  
CALDO

ROYAL  
TAUPE

ARMANI  
MOCHA

COPPER



EXPLORE  
PURE RADIANCE



From light cream to dark brown, the warm designs of classic marbles and the adventurous fusions, are capable of adding a touch of comfort and warmth to your spaces.

**RICCO™**  
COLLECTION





FLOOR FUSONYX BEACH 120x180cm

RICCO COLLECTION  
SUN SERIES





FLOOR FUSONYX BEACH 120x180cm

RICCO COLLECTION  
SUN SERIES


## FUSONYX BEACH



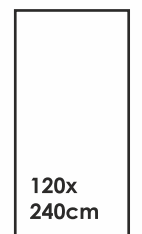
Technology - iM<sup>+</sup>

Type - colorbody

Thickness - 9mm

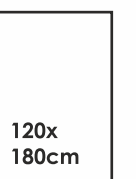


Touch for Virtual



120x  
240cm

Random - 3



120x  
180cm

Random - 3





FLOOR ARMANI SUN 120x180cm



RICCO COLLECTION  
SUN SERIES




ARMANI SUN



Technology - iM<sup>+</sup>

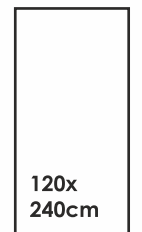
Type - colorbody

Thickness - 9mm



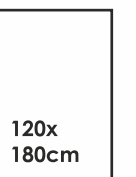
Touch for Virtual

360°



120x  
240cm

Random - 3



120x  
180cm

Random - 3

FLOOR ARMANI SUN 120x180cm





FLOOR BOTTOCHINO CALDO 120x180cm

RICCO COLLECTION  
SUN SERIES



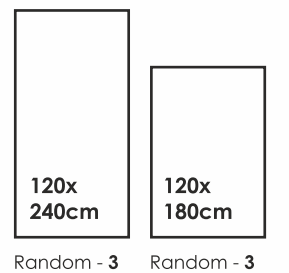


FLOOR BOTTOCHINO CALDO 120x180cm

BOTTOCHINO CALDO



Technology - iM<sup>+</sup>  
Type - colorbody  
Thickness - 9mm







FLOOR ROYAL TAUPE 120x180cm


RICCO COLLECTION  
SUN SERIES



FLOOR ROYAL TAUPE 120x180cm




ROYAL TAUPE



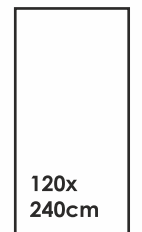
Technology - iM<sup>+</sup>

Type - colorbody

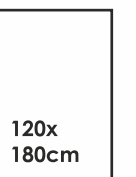
Thickness - 9mm



Touch for Virtual



Random - 3



Random - 3





FLOOR ARMANI MOCHA 120x240cm

RICCO COLLECTION  
SUN SERIES



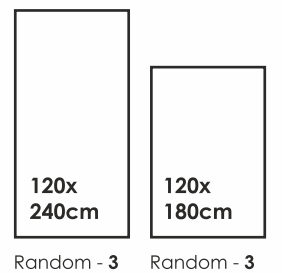


FLOOR ARMANI MOCHA 120x240cm

ARMANI MOCHA



Technology - iM<sup>+</sup>  
Type - colorbody  
Thickness - 9mm







FLOOR COPPER 120x180cm




FLOOR COPPER 120x180cm



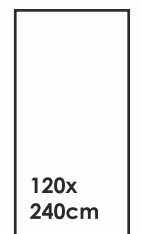
COPPER



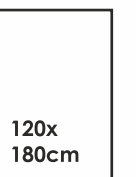
Technology - iM<sup>+</sup>  
Type - colorbody  
Thickness - 9mm



Touch for Virtual  
360°



120x  
240cm



120x  
180cm

Random - 3 Random - 3



# TECHNICAL SPECIFICATION

RICCO™

CHARACTERISTIC	STANDARD AS PER ISO13006:2018/ EN14411 Gr.Bla	MEAN VALUE OF SIMPOLO	TEST METHOD
<b>Regulatory Properties</b>			
Deviation in Length and Width	± 0.30 % (±1.00mm)	± 0.10 %	ISO 10545-2
Deviation in Thickness	± 5.00 % (±0.50mm)	± 4.00 %	ISO 10545-2
Straightness in Side	± 0.30 % (±0.80mm)	± 0.10 %	ISO 10545-2
Rectangularity	± 0.30 % (±1.50mm)	± 0.10%	ISO 10545-2
Surface Flatness Central Curvature	± 0.40 % (±1.80mm)	± 0.20 %	ISO 10545-2
Surface Flatness Edge Curvature	± 0.40 % (±1.80mm)	± 0.20 %	ISO 10545-2
Surface Flatness Warpage	± 0.40 % (±1.80mm)	± 0.10 %	ISO 10545-2
Surface Quality	>95% defects free	>95% defects free	ISO 10545-2
Small Color Difference(for Plain Colour)	ΔE <1.00	ΔE < 0.30	ISO 10545-16
Glossiness ( Polished)	as per mfg.	Gloss Value >90	Gloss Meter 60°
Glossiness (Matt)	as per mfg.	3< Gloss Value <7	Gloss Meter 60°
Glossiness (Satin/Posh)	as per mfg.	7< Gloss Value <18	Gloss Meter 60°
<b>Structural Properties</b>			
Water absorption	≤0.50 %	≤0.060 %	ISO 10545-3
Bulk density	as per mfg.	Min. 2.28 g/cc	ISO 10545-3
<b>Massive Mechanical Properties</b>			
Modulus of rupture	Min. 35.0 N/mm <sup>2</sup>	Min. 42.0 N/mm <sup>2</sup>	ISO 10545-4
Breaking strength thickness <7.5	Min. 700.0 N	Min. 1000.0 N	ISO 10545-4
Breaking strength thickness ≥7.5	Min. 1300.0 N	Min. 1800.0 N	ISO 10545-4
Breaking strength thickness ≥7.5(15mm)	Min. 1300.0 N	Min. 7500.0 N	ISO 10545-4
<b>Surface Mechanical Properties</b>			
MOH'S hardness #	as per mfg.	Polished Min. 4*/ Satin, Posh & Matt Min. 6	BS EN 15771
Surface abrasion resistance #	as per mfg.	Polished Min. 2 / Satin & Posh Min. 3 / Matt Min. 4	ISO 10545-7
Deep abrasion resistance #	Max. 175mm <sup>3</sup>	Max. 132mm <sup>3</sup>	ISO 10545-6
<b>Thermal Hydrometric Properties</b>			
Moisture expansion	Max. 0.06%(0.6mm/m)	Max. 0.02mm/m	ISO 10545-10
Thermal expansion(COE) at 100°C	as per mfg.	Max. 6.0 x 10 <sup>-4</sup>	ISO 10545-8
Thermal shock resistance	Min. 10 Cycle	Min. 10 Cycle	ISO 10545-9
Impact resistance(COR) #	Min. 0.55	Min. 0.55	ISO 10545-5
Frost resistance	as per mfg.	Frost Proof	ISO 10545-12
<b>Chemical Properties</b>			
Resistance to staining glazed	Min. Class 3	Min. Class 4	ISO 10545-14
Resistance to household chemicals & swimming pool salts glazed	Min. Class GB	Min. Class GA	ISO 10545-13
Resistance to low concentrate acid and alkalis glazed	as per mfg.	Min. Class GLA**	ISO 10545-13
Resistance to high concentrate acid and alkalis glazed	as per mfg.	Min. Class GHB**	ISO 10545-13
<b>Safety Properties</b>			
Skid resistance(DCOF-DRY) ##	as per mfg.	Glossy P0(<12) / Posh ≥P1(12-24) / Matt ≥P2(25-34)	BS 7976-2
Slip resistance(DCOF)( R value) ##	as per mfg.	R9 to R13	DIN 51130
Fire resistance	as per mfg.	Fire Proof	N.A.

Parameters are applicable for 1st Choice/Premium Grade Materials Only.

\* With Nano polished  
 \*\* Except Hydrofluoric Acid & it's compound  
 # Tiles Intended for use on floor  
 ## As per customer requirement

# PACKING DETAILS


PRODUCT	SIZE	ACTULE SIZE	SIZE IN INCH	THICKNESS	TILES / BOX	COVERAGE AREA / BOX
RICCO	120x240cm	1200x2400mm	48x96in	9mm	1pc	31.00 Sq ft 2.88 Sq m
	120x180cm	1200x1800mm	48x71in	9mm	2pc	46.50 Sq ft 4.32 Sq m

# RECOMMENDED TOOLS

## HANDLING EQUIPMENT



Single & Double Suction Cups



Aluminium Parallel Profile with Crossbars



Suction Vacuum Suction Cups with Vacuum Gauge



Tile Cart Trolley



Modular Work Bench

## INSTALLATION & LEVELLING EQUIPMENT



Clips, Wedges & Adjustable Pliers for Wall and Floor Covering



Tile Spacers



Electric Cement Low-speed Mixer



Rubber Grout Floats



Slant Ridge Notched Trowel



ANTI-SHOCK Levels

## SLAB CUTTING EQUIPMENT



Slab Cutter System



Cutting o Pliers for Slabs



Diamond Polishing Pad

Note: For each slab, there will be multiple random faces with dierent graphic designs of the same genre. For best results of fixing slabs of any size/format, across any application, please refer to the Technical Manual in this catalogue.



## COMMONLY AFFECTED

## STAINS GUIDANCE

For highly aggressive cleaning caused by some common food and substances, follow the table below.

SR. NO.	SUBSTANCES	NANO TREATED SURFACE	REGULAR SURFACE
<b>A. DOMESTIC AREA</b>			
1	GREEN VEGETABLE STAIN	WET COTTON CLOTH	MILD DETERGENT
2	FRUIT STAIN	WET COTTON CLOTH	MILD DETERGENT
3	DAL-SAMBHAR	WET COTTON CLOTH	CITRIC ACID/NIMBU
4	CURRY	WET COTTON CLOTH	CITRIC ACID/NIMBU
5	TOMATO SAUCE	WET COTTON CLOTH	CITRIC ACID/NIMBU
6	SOYA SAUCE	WET COTTON CLOTH	MILD DETERGENT/CITRIC ACID/NIMBU
7	EDIBLE OIL	WET COTTON CLOTH	BAKING SODA/MILD DETERGENT/ACETONE#/TURPENTINE#
8	SINDUR OIL MIX	WET COTTON CLOTH	BAKING SODA/MILD DETERGENT/ACETONE#/TURPENTINE#
9	GHEE	WET COTTON CLOTH	BAKING SODA/MILD DETERGENT/ACETONE#/TURPENTINE#
10	COLD DRINKS	WET COTTON CLOTH	MILD DETERGENT/HOUSEHOLD CLEANER
11	TEA	WET COTTON CLOTH	MILD DETERGENT/HOUSEHOLD CLEANER/STRONG ALKALINE SOLUTION
12	COFFEE	WET COTTON CLOTH	MILD DETERGENT/HOUSEHOLD CLEANER/STRONG ALKALINE SOLUTION
13	WAX	WET COTTON CLOTH	PAINT REMOVER
14	LEAD PENCIL	WET COTTON CLOTH	PLAIN WATER/HYDROCHLORIC ACID
15	SKETCH PEN	WET COTTON CLOTH	HOUSEHOLD DETERGENT
16	NORMAL COLOUR PENCIL	WET COTTON CLOTH	HOUSEHOLD DETERGENT
17	WAX PENCIL	WET COTTON CLOTH	PAINT REMOVER
18	WATER COLOUR	WET COTTON CLOTH	PLAIN WATER
19	MARKER	WET COTTON CLOTH	DILUTE SULPHURIC ACID#/TOLUENE#/XYLENE#
20	NAIL POLISH	NAIL POLISH REMOVER	NAIL POLISH REMOVER
21	SHOE POLISH LIQUID	WET COTTON CLOTH	HOUSEHOLD DETERGENT
22	CHERRY SHOE POLISH	WET COTTON CLOTH	WET COTTON CLOTH
23	HAIR DYE	DILUTE NITRIC ACID	DILUTE NITRIC ACID
24	HAIR MEHENDI	DILUTE HYDROCHLORIC ACID	DILUTE HYDROCHLORIC ACID
25	LIPSTICKS	WET COTTON CLOTH	HYDROGEN PEROXIDE/HOUSEHOLD CLEANER
26	BLUE INK	WET COTTON CLOTH	ACETONE#/TURPENTINE#/TRICHLOROETHYLENE#
27	BLACK INK	WET COTTON CLOTH	ACETONE#/TURPENTINE#/TRICHLOROETHYLENE#
28	HAND MEHENDI	WET COTTON CLOTH	DILUTE HYDROCHLORIC ACID
29	TURMERIC	WET COTTON CLOTH	MILD DETERGENT
30	GLUE	WET COTTON CLOTH	ACETONE#/TURPENTINE#
31	UJALA	WET COTTON CLOTH	ACETONE#/TURPENTINE#/TRICHLOROETHYLENE#
32	TOMATO KETCHUP	WET COTTON CLOTH	CITRIC ACID/NIMBU
33	OLIVE OIL	WET COTTON CLOTH	BAKING SODA/MILD DETERGENT/ACETONE#/TURPENTINE#
34	MUSTARD OIL	WET COTTON CLOTH	BAKING SODA/MILD DETERGENT/ACETONE#/TURPENTINE#
<b>B. HOTEL/FAST FOOD/CAFÉ HOUSE ETC</b>			
1	DAL	WET COTTON CLOTH	CITRIC ACID/NIMBU
2	CURRY	WET COTTON CLOTH	CITRIC ACID/NIMBU
3	TURMERIC	WET COTTON CLOTH	MILD DETERGENT
4	CHILLI	WET COTTON CLOTH	MILD DETERGENT
5	EDIBLE OIL	WET COTTON CLOTH	BAKING SODA/MILD DETERGENT/ACETONE#/TURPENTINE#
6	PICKLE	WET COTTON CLOTH	CITRIC ACID/NIMBU
7	TOMATO SAUCE	WET COTTON CLOTH	CITRIC ACID/NIMBU
8	CHILLI SAUCE	WET COTTON CLOTH	BAKING SODA/MILD DETERGENT
9	SOYA SAUCE	WET COTTON CLOTH	MILD DETERGENT/CITRIC ACID/NIMBU
10	COLD DRINKS	WET COTTON CLOTH	MILD DETERGENT
11	FRUIT STAIN	WET COTTON CLOTH	MILD DETERGENT
12	WINE/ALCOHOL	WET COTTON CLOTH	MILD DETERGENT
13	TEA	WET COTTON CLOTH	MILD DETERGENT/HOUSEHOLD CLEANER
14	COFFEE	WET COTTON CLOTH	MILD DETERGENT/HOUSEHOLD CLEANER
15	ICE CREAM	WET COTTON CLOTH	MILD DETERGENT/HOUSEHOLD CLEANER
16	CIGARETTE END	WET COTTON CLOTH	HYDROCHLORIC ACID

SR. NO.	SUBSTANCES	NANO TREATED SURFACE	REGULAR SURFACE
<b>A. DOMESTIC AREA</b>			
1	PAINT	WET COTTON CLOTH	PAINT REMOVER/METHYLE ETHYL KETONE#/TOLUENE#
2	EPOXY/RESIN	WET COTTON CLOTH	TRICHLOROETHYLENE#/DICHLORO METHANE#
3	GLUE	WET COTTON CLOTH	ACETONE#/TURPENTINE#
4	RUST	WET COTTON CLOTH	HYDROCHLORIC ACID
5	TAR	WET COTTON CLOTH	TRICHLOROETHYLENE#/METHYLE ETHYL KETONE#
6	TYRE MARK	WET COTTON CLOTH	METHYLE ETHYL KETONE#
7	CEMENT	WET COTTON CLOTH	HYDROCHLORIC ACID
8	BLOOD	WET COTTON CLOTH	DILUTE NITRIC ACID
9	GREASE	WET COTTON CLOTH	DETERGENT
10	MOBIL OIL	WET COTTON CLOTH	DETERGENT
11	METHYLNE BLUE	WET COTTON CLOTH	PHOSPHORIC ACID#/HYDROCHLORIC ACID
12	IODINE	WET COTTON CLOTH	HYDROCHLORIC ACID
13	RED AGENT	WET COTTON CLOTH	WET COTTON CLOTH
14	GREEN AGENT	WET COTTON CLOTH	WET COTTON CLOTH
15	POTASSIUM PARMANGANET	WET COTTON CLOTH	HYDROCHLORIC ACID
16	VARNISH	WET COTTON CLOTH	ACETONE#/TURPENTINE#



### SINTERING TECHNOLOGY

The latest Sintering Technology is capable of reaching very high temperatures up to 1225°C and above. Therefore the technical characteristics of ceramics are strengthened and amplified. The resultant product has high strength with certain amount of elastic flexibility.



### IMPACT RESISTANCE

This material has incredible strength, MOR is 40N/mm<sup>2</sup> (granite is 13.8N/mm<sup>2</sup>), breaking strength 2000N (at least 30% to 40% better than granite) and an impact resistance of 0.55.



### ZERO WATER ABSORPTION (> 0.06%)

The sintering at exceptionally high temperatures renders the product resistant to scratching, staining and fading because of its near zero water absorption (>0.06%) whereas in case of granite, it is 0.15%.



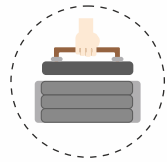
### STAIN RESISTANT

Low porosity makes these sintered surfaces impervious to harsh chemicals like bleach, hydrochloric acid and other cleaning agents. Sintered slabs are able to withstand extreme heat and can be spray painted with no irreversible damage to the material.



## INSTALLATION PROCESS

### FOR SIMPOLO SLABS



#### HANDLING

- To prevent breakage, we recommend to keep all Large Format Tiles in their original packaging during handling.
- Tiles measuring 60x120 cm or less can be handled by hand.
- To handle Large Format Tiles, we recommend to use lifting tools with a sufficient load capacity.
- The use of forklift is recommended; however, it has to be equipped with following fork details:

- Minimum length of 1.2 m if the crates are handled resting on the long side.
- Minimum length of 2.1 m if the crates are handled resting on the short side.
- It is recommended that you handle the A Frame individually.



#### CUTTING

- When cutting Large Format Tiles, we recommend to use professional dry cutters. Using other tools may lead to uneven cuts or breakage of the material.

It is recommended to check the cutter blade before any cut. A damaged blade increases the risk of damage.



#### BACKGROUND / BASE / SCREED

- Prepare a screed with a perfectly flat, dry, compact, dust-free surface, with no cracks or other visible damage. The ideal height difference should be no more than 3 mm, measured using a 2 m spirit level.
- In case of slightly cracked or non-solid screed, it is recommended to use a crack preventing mat between substrate & slab. Screed should have suitable

hardness and mechanical resistance to stresses due to the final uses. It should be prepared using perimeter bands & all structural expansion joints as necessary.

- It should be according to BS 8204-1-2003 or DIN 18560 standards.



#### LAYING WITH ADHESIVES

- We recommend laying with this technique, which should be carried out by suitably qualified workers with appropriate equipment.
- While choosing the adhesive, we recommend you to bear in mind the following: type of Large Format Tiles (group to which they belong and size), type of surface to be tiled and intended use of room.
- Adhesive should be applied on the floor as well as on backside of tiles with 3-4 mm thickness.
- To make corrections, we recommend you to check the material before the adhesive dries.
- Adhesive will vary depending on the surface so follow manufacturer recommendation. Cementitious Adhesive (C2 Category - C2TES1) is recommended.
- Apply the adhesive onto the back of the slab with a 3 mm trowel and should be well distributed on corners & edges.

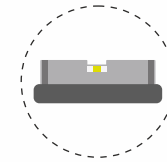
- It must be spread over in one direction only. Ideally it should be spread towards shortest direction of the tile.
- Spread the adhesive for one tile (pc) onto the floor substrate using a 15mm U-notch or a 10mm V-notch trowel and following the same direction as previously applied to the back of the slab. Adhesive should have 100% contact with tiles/substrate to avoid hollow sounding.
- It is recommended to start from the centre of the slabs and then move towards the edges.
- Tap the slab with a rubber mallet for a complete fixing ensuring the air is expelled.
- It is recommended to handle slabs with appropriate equipment.



#### JOINTS

- Deciding where to position the joints is also a part of the work which should be entrusted to qualified workers.
- The joints must be positioned:
  - on structural connections (structural joints)
  - Between the wall and the floor (perimeter joints)
  - Between one tile and another (laying joints or gaps)
  - Between tiles and other materials (e.g. pairings between ceramic, linoleum, or wood).

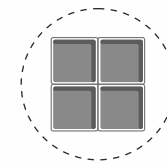
- A 2 mm joint spacer is suggested for all sizes.
- For Large Format Tiles, a 2 mm joint is strongly recommended, as well as proper positioning of spacers on floor sides.
- With help of 2 mm spacer & thanks to a 08 caliber (meaning that a 120x240 cm minimal size actually measures 119.8x239.8 cm), different sized tiles can be used within a single floor pattern, while still achieving perfect laying.



#### USE OF TILE LEVELLING SYSTEM DURING THE INSTALLATION

- For optimum surface performances, it is strongly recommended to use a tile levelling system.

- This solution also acts as a spacer for joints, thus contributing to make the installation more accurate.



#### GROUTING

- We recommend you to use grout with the same colour as the product.
- We recommend you to wait for the adhesive to dry completely before grouting the joints.
- We also advise you to ensure there is no adhesive or dust in the joints.
- Apply the grout using rubber trowel.
- Both cement & epoxy grout can be used. It is not recommended to use grouting with coloured pigments in contrast with colour of tiles.
- We recommend you to grout no more than 4-5 square metres of tiling at a time. This applies in particular when laying textured, non-slip and polished tiles.

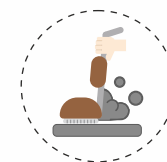
- You are advised to remove all excess grout from the tile surface while the grout is still wet, working in diagonal movements. This applies in particular to tiles laid in outdoor areas.
- Use a damp sponge and perfectly clean water to thoroughly clean the entire tiled surface and the joints.
- We then recommend that you dry the surface with a damp cloth.
- Considering how quickly epoxy grouts set, if these are used, we recommend you to clean the excess grout immediately with a sponge and plenty of water.
- On the day after grouting, you should give the laid tiles a second cleaning with alkaline detergents.



#### CLEANING AFTER LAYING

- Thorough initial cleaning is essential to ensure the tiles a long-lasting appearance over time. It should not be carried out until at least 4 to 5 days after laying and grouting but no later than 10 days afterwards.
- For washing, we advise you to use an acid-based product, diluted according to the instructions provided by the manufacturer. However, we advise against the use of products containing hydrofluoric acid or derivatives thereof.
- It is a good idea to use a piece of unlaied tile, or a hidden part of the laid tiles, to check the resistance of the ceramic surface to the acid. This applies in particular when laying honed or polished tiles.

- When you start washing, it is worthwhile soaking the tiled surface first of all, focusing in particular on the joints. The acid solution must be left to work for no more than two minutes and must never be left to dry.
- To remove the acid solution, one of the following methods should be used: single-brush machine equipped with a non-abrasive disc, a wet vacuum, or washing by hand. After removing the solution, we recommend you rinse the tiled surface thoroughly.
- In the event that machines are used, we suggest that you finish the job by hand in the harder to reach spots, such as the corners of the walls.



#### ORDINARY CLEANING AND CARE OF SURFACES

- For ordinary cleaning, simply wash with warm water and cloths and/or soft sponges. If necessary, neutral detergents can also be used. If you have non-neutral detergents, remember to test their effects on a piece of an unlaied tile or on a hidden part of the tiled surface.
- Abrasive cleaners should not be used on glossy and/or polished tiles; this kind of detergent can be used on tiles with matt surfaces though; in the event, you should still test the effects on a piece of an unlaied tile or on a hidden part of the tiled surface.
- We also advise against the use of soaps, waxes, or rinse aids.

- To remove traces of grease or oil on the surfaces, we suggest you use detergents with organic or alkaline solvents (pH < 9), rinsing properly at the end.
- In large areas, appropriate industrial washer-dryers can be used, taking care to finish off drying by hand where necessary.
- Abrasive tools (such as metal pads or rigid brushes) should not be used on tiled surfaces.
- After installation of the floor, it should be properly covered with suitable material in order to prevent tiles from damage or scratches because of on-site processing. It is also important not to drag heavy objects across the surface to avoid scratches.



# SIMPOLO EXPERIENCE CENTER / GALLERY / SHOPEE

## GOA (Nuvem)

SIMPOLO EXPERIENCE CENTER  
S. No. 223,  
Beside kunde Suzuki, Old NH 17,  
Nuvem Salcete, Goa - 403 604  
Mob.: +91 95298 50441

## AMRITSAR

THE INDIAN MARBIE & GRANITE  
Shop No. 8 Ranjit Ave E block Market  
Opp. Chinmayya Mandhir,  
Punjab - 143 001.  
Mob.: +91 98552 03533

## BHAVNAGAR

H. F. INTERIORSS  
Plote No.36 , "Anjaney", Ground Floor,  
Beside D.B. Bath , Nr. Kaliyabid Water tank,  
Opp. Victoriya Park, Bhavnagar.  
Tele.: +91 278 2560215 / 16  
Mob.: +91 99099 93244

## BHUBANESWAR

CERAMIC WORLD  
602, Rasulgrah,  
Opp. Kochilei Market,  
Cuttack Road, Bhubneswar.  
Mob.: +91 92384 99102

## CHIKHLI

PRUTHVI ENTERPRISE  
Chikhli Bilimora Road,  
Chikhli, Dist. Navsari.  
Tele.: +91 2634 231200  
Mob.: +91 98251 79455

## COIMBATORE

DESIGN ELEMENTS  
No 84, West Sambandham Road,  
R.S Puram, Tamil Nadu Coimbatore - 641 002.  
Mob.: +91 93600 40285, 99441 34364

## GANDHIDHAM

SIMPOLO GALLERY  
Sec. 1-A, Plot 91, First Floor,  
Gandhidham, Kutch.  
Mob.: +91 94267 37808

## HISAR

SHRI RAM TILES & SANITARYWARE  
Priti Nagar, Balsamand Road,  
Opp. Nagar Nigam, Hisar (Haryana)  
Mob.: +91 94162 44559, +91 94666 41718

## HYDERABAD

CERAMIC INC.  
HNO#4/70/37,  
Adarsh Nagar, Nagole,  
Secunderabad  
Mob.: +91 93464 64191

## JAIPUR

SIMPOLO GOLDEN WINGS TILE SQUARE  
12, dharam nagar,  
gopalpura byepass,  
Jaipur, Rajasthan.  
Mob.: +91 89555 94647

## JALANDHAR

SIMPOLO GALLERY  
Near Shaheed Babu Labh Singh Nagar,  
Jalandhar - 144 001  
Mob.: 94170 89000

## KOLHAPUR

CHANDWANI CERAMIC  
Opp. Hotel Shivtara,  
Kolhapur Sangli Road  
Shrioli Plot No.65/6, Shrioli.  
Mob.: +91 98220 42900

## AGRA

ARAVALI CERAMICS COMPANY  
(SIMPOLO GALLERY)  
NH. 2, Mauja Kuberpur,  
Near Reliance Petrol Pump,  
Tehsil Etmadpur, Agra.  
Mob.: +91 99971 77711

## BANGALORE

SIMPOLO GALLERY  
#79 /1 & 144 /1-9, Kalkere Main Road,  
Horamavu Village, Bangalore - 560 043.  
Tele.: +91 80 43007001, 43007002  
Mob.: +91 99002 31333

## BHILWARA

HINDUSTAN CERAMIC DISTRIBUTORS  
Shop No - 12, 13 Surbhi Enclave  
Opp. Gaytri Mandir Ashram Ajmer Road,  
Bhilwara.  
Mob.: +91 98290 40088

## CHANDIGARH (Zirakpur)

New Tile World  
Zirakpur Patiala Road,  
Zirakpur (Mohali)  
Mob.: +91 77174 58683

## COCHIN

SIMPOLO GALLERY  
33/2380 A-A1, NH Bypass,  
Vyasali Bus Stop, Chakraparambu,  
Cochin - 682 032.  
Mob.: +91 93493 39938

## DEHRADUN

AARAMBH CERAMICS  
#241/2, First Floor, GMS Road,  
Near Ballupur Chowk, Satya Vihar Ballupur,  
Dehradun, Uttarakhnad - 248 006.  
Mob.: +91 72520 02000

## GORAKHPUR

SRIRAM TILES  
Lahiri Building, Bank Road,  
Gorakhpur - 273 001  
Mob.: +91 94152 12082

## HUBLI

KOLIWAD MARBLE AND GRANITE  
Near Manickbag Showroom,  
P.B. Road, Vidhanagar,  
Hubli.  
Tele.: +91 836 2372580 / 4252580

## HARYANA

GOEL SANITARY AND HARDWARE HOUSE  
Kath Mandi, Jhajjar Road,  
Rohtak (Haryana).  
Mob.: +91 92543 59864, +91 85277 21721

## JAORA

SHUBH MARBLE AND GRANITE,  
30, Industrail Area,  
Jaora (M.P.),  
Mob.: +91 98275 62933

## KAKINADA

OME AGENCIES  
#69-12-29/1, Near Spancer' S,  
Pithapuram Road,  
Kakinada - 533 005.  
Mob.: +91 95533 00022

## KOLHAPUR

HINDUSTAN CERAMICS  
Laxmi puri,  
Opp. Adarsha Bhima Vastram,  
Kolhapur.  
Mob.: +91 99704 42244

## AHMEDABAD

SIMPOLO GALLERY  
First Floor, 103, Sumel - 2,  
Nr. Gurudwara, S.G. Highway,  
Bodakdev, Ahmedabad - 54.  
Mob.: +91 79 40037222

## BARODA

SIMPOLO MARKETING  
29, Dhanlaxmi Complex,  
Opp. Manglaya Hall, Near Airport Char Rasta,  
Harni Road, Baroda.  
Mob.: +91 98791 60603, 9974960603

## BHOPAL

SHRI GORAJI MARBLE  
Plot No 91 - A,  
Airport Main Road,  
Near SBI Bank, Bhopal.  
Mob.: +91 84629 40479, +91 81093 44201

## CHENNAI

I, K. CLASSIVA  
867, Poonamallee High Road,  
Opp. Kilpauk Police Station,  
Before Sangam Theatre  
Kilpauk, Chennai - 600 010.  
Mob.: +91 98404 61888, +91 99402 52706

## CUTTACK

CERAMIC SALES CORPORATION  
Plot No.1650/2792,  
Gopalpur, NH - 5,  
Cuttack - 753 001.  
Mob.: +91 92384 99114

## DHULIYA

VIRAJ CERAMICS  
87/6, Opp. Hotel Sheetal,  
Parola Road, Balapur,  
Dhule - 424 001.  
Mob.: +91 98501 80401

## HIMMATNAGAR

CERAMIC GALLERY  
Sankalp Complex, Samlaji Highway,  
Near Collage, Motupura,  
Himmatnagar.  
Mob.: +91 99798 93772, +91 99798 75772

## HYDERABAD

CERAMIC INC.  
Solanki Plaza, 8-2-293/K/307,  
Kamalapuri Colony, Opp. Green Bawarchi Hotel,  
Hyderabad - 500 073.  
Mob.: +91 93464 64191

## INDORE

PARAG  
Race Course Road,  
Indore.  
Fax: +91 731 2547598  
Tele.: +91 731 2535659 / 60

## JODHPUR

SUN - DEEP TILES  
E-73, Kalptaru Shopping Center,  
Shastri Nagar,  
Jodhpur - 342 001.  
Mob.: +91 96720 11000

## KALABURAGI

SIMPOLO  
S B Patil Nagar,  
Chandrakant Patil School Area,  
Sedam Main Road, Kalaburagi - 585 105  
Mob.: +91 89709 41000

## KOLKATA

SIMPOLO GALLERY  
Ground Floor, D.B.52,  
Salt Lake City, Sector 1,  
Kolkata - 700 064.  
Mob.: +91 90733 53728

## KOTA

AASHIYANA  
285 Cm Tower Shopping Center,  
Kota 324007, Rajasthan  
Mob.: +91 98299 99937

## MIRZAPUR (UP)

SIMPOLO GALLERY  
Bellar, Mirzapur - 231 001, (UP)  
Mob.: 99195 66556

## NAGPUR

NATURAL CERAMIC  
Municipal House 31 63/a/388,  
Hiwari Nagar Layout, Nagpur,  
Maharashtra - 440 008.  
Mob.: +91 73878 37332, +91 94236 80788

## NEEMUCH (MP)

CAPTAIN TILES CENTER  
425, Scheme No. 36-A, Opp. Collector Office,  
Neemuch, Madhyapradesh.  
Mob.: +91 98980 60635  
Email: captaintiles@yahoo.in

## NEW DELHI

TECHNOSTONE  
D-12, Rajouri Garden,  
Main Ring Road, New Delhi - 110 027  
Mob.: +91 98104 24718

## PUNE

SRI PARAM MARKETING  
Vasant Vastu, Ground Floor,  
Near Saubhagya Mangal Karyalay,  
Near City International School,  
Maharshi Nagar, Pune - 37.  
Mob.: +91 90280 11200 / 300

## PANIPAT (HARYANA)

SHREE GOPAL MARBLE AND GRANITE  
Marble Market, Ugra Kheri, Sanoli Road,  
Panipat - 132 103, Haryana  
Mob.: 98964 15757

## RANCHI

PINK CITY MARBLE  
Piska More, Ratu Road,  
Ranchi - 834 005.  
Mob.: +91 94313 51883, +91 94311 70475

## SANGLI

YARDHMAN ENTERPRISE  
213, Sangli Kolhapur Road,  
Opp. Hyundai Showroom, Sangli-Ankali.  
Tele.: +91 233 2422022 / 20  
Mob.: +91 90110 93588, +91 89830 93588

## SILIGURI

KLASSY STONES  
Klassy Stones Beside Tradium,  
Eastern Bypass, Siliguri  
Mob.: +91 94340 81818, 97333 76666

## THRISSUR

CLASSIC SANITARY EMPORIUM  
Br. Classic Buildware,  
11/ 479-A, Kolothumpady,  
Irinjalakuda, ThriSSur, Kerala.  
Mob.: +91 98472 10693

## TRICHY

SHRI RANGA AGENCIES  
Shri Ranga Towers,  
No. 9, Royal Road,  
Cantonment, Trichy.  
Tele.: +91 431 2415751

## VELLORE

SIMPOLO GALLERY  
1/696, Chennai to Bangalore NH 48,  
Near ramani Shankar Mahal,  
Arapakkam, Vellore - 632 517.  
Mob.: +91 94433 25855

## KAITHAL

CHAUDHARY SANITARY & TILES  
Cheeka Road, Bye Pass  
Kaithal - 136 027  
Mob.: 99921 11033

## MOHALI

SIMPOLO GALLERY  
Plot No- 411,  
JLPL Sector 82, Mohali  
Mob.: +91 77174 58683

## NAGPUR

MAYUR TILES  
Plot No 20A,  
Sardar Patel Timber Market,  
Main Road, Ghatroad Nagpur - 440 003  
Mob.: +91 88888 27448

## NEPAL

JJ MARBLE HOUSE  
G.P.O Box No. 56,  
14/389, Tokha Road,  
Kathmandu, Nepal.  
Tele.: +977 14381218

## NOIDA

SIMPOLO VITRIFIED PVT .LTD  
H.139, First Floor,  
Sector-63 Noida,  
Uttar Pradesh - 201 301  
Tele.: +91 72270 21894

## PUNE

STONE CAPITAL BY BHIKSHU GRANMART LLP  
Mula Road, Khadi, Pune,  
Maharashtra - 411 003  
Mob.: +91 96076 30707

## PATNA

SURAJ GRANITE  
New Bypass Road,  
Near Beur More Anishabad, Patna  
Mob.: +91 93869 04999, 96084 13622, 90656 10244

## REWA

SANJAY TILES HOUSE  
Opp. New Bus stand,  
Near uppal, Molors, NH-7,  
Rewa - 123 401, Madhya Pradesh  
Mob.: +91 98270 76504

## SATNA

MAHALAXMI TILES  
Gandhi Chowk,  
Satna. (M.P.)  
Mob.: +91 94247 62988

## SIRSA

Deepak Marbles  
Suratgari Bazar,  
Sirsa.  
Mob.: +91 98961 00032

## TIRUPUR

NANDHI PIPES  
No.39, Vignesh Nagar, Kaikattipudur,  
Tirupur Main Road, Avinashi - 641 654.  
Tele.: +91 4296 275740  
Mob.: +91 94432 83885

## TRICHY

AVTHAR CERAMICS  
No.1, New Chilan Nagar,  
Trichy to Chennai bye pass, Road  
Trichy - 2.  
Mob.: +91 75400 00186

## VIRAR

INFINITI CERAMICA PRIVATE LIMITED  
210-211, 2nd Floor,  
Kingston Court Opp. Old Viva College,  
Old Viva College Road, Virar West - 401 303.  
Mob.: +91 93204 07010

## MUMBAI

SIMPOLO GALLERY  
Unit No.: 203, 2nd Floor, Morya Land Mark 2,  
Near Infinity Mall, Link Road,  
Andheri (W), Mumbai - 400 053  
Tele.: +91 22 40167131

## NAGAUR

WELCOME TILES AND SANITARY  
Basni Road, Nagaur - 341 001,  
Rajasthan  
Mob.: +91 97840 32045, 988758 7715

## NASHIK

THE CERAMIC STUDIO  
Shop No.18, Business Bay,  
Shrihari Kute Marg, Tidke Colony,  
Mumbai Naka, Nashik - 422 002.  
Mob.: +91 88477 88888

## NEW DELHI

TECHNO STONE  
Khasra No. 12, Fatehpur Beri,  
Chattarpur Mandir Road,  
Opp. Narayani Devi Charitable Dispnsary &  
Canara Bank, New Delhi - 110 074.  
Tele.: +91 11 65456660

## PALAKKAD

M/S. K A V. SHAIK ROWTHER  
31/671 Market Road,  
Palakkad - 678 014,  
Kerala.  
Tele.: +91 491 2502301, 2537771

## PANCHKULA

CITY MARBLES  
Plot No-126 ,Industrial Area Phase-1  
Panchkula - 134 109  
Mob.: 94171 71835

## RAIPUR

HOME STYLE & DECOR PVT. LTD.  
Beside NH MMI Hospital,  
Opp. Maruti Heritage, Dhamtari Road,  
Raipur - 492 001 (C.G)  
Mob.: +91 98266 41666

## SILIGURI

S.S. SANITATION  
Mittal Square, 2nd Floor,  
Opp. Anandaloke Nursing Home,  
Sevoke Road, Siliguri - 734001 (W.B)  
Mob.: +91 94340 27755

## SURAT

SIMPOLO GALLERY  
105-106, 1st Floor, Sapphire Business Hub,  
Opp. Green Arcade,  
Madhuvan Circle to Green City Road,  
L.P. Savani Road, Pal. Adajan, Surat - 395 009  
Mob.: +91 99796 18009, Tele.: +91 261 2760787

## TIRUPUR

KAILAS TRADERS  
4/193(1), Bharathi Nagar,  
Veerapapandi (po), Palladam Road,  
Tirupur - 641 605.  
Mob.: +91 98941 34340

## TRIVANDRUM (Kerala)

TARA SANITARY WARES AND TILES  
Goodwill Tower, Pattom Plamoody Road,  
Pattom, Trivandrum, Kerala - 695 004.  
Mob.: +91 94470 55212

## UNA

AGGARWAL HOME SOLUTIONS  
Village Bharolan Khurd Opp. P.M.R. Hotel,  
Nangal Road, Una - 174 303.  
Mob.: +91 98053 01111